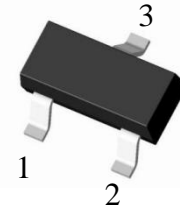


0.2A, 120-250V Silicon Epitaxial Planar Diodes

Features

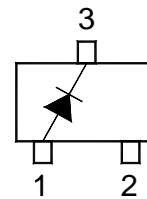
- AEC-Q101 Qualified
- Low turn-on voltage
- Fast switching
- Halogen and Antimony Free(HAF), RoHS compliant



SOT-23

Mechanical Data

- SOT-23 Plastic Package
- Mounting position: Any



Absolute Maximum Ratings ($T_a=25^\circ\text{C}$ unless otherwise noted)

Parameter	Symbol	Value			Unit
		ABAS19	ABAS20	ABAS21	
Reverse Voltage	V_R	120	200	250	V
Continuous Forward Current	$I_{F(AV)}$	200			mA
Repetitive Peak Forward Current	I_{FRM}	625			mA
Non-repetitive Peak Forward Surge Current	$t = 1 \text{ s}$	0.5			A
	$t = 1 \mu\text{s}$	2.5			
Peak Forward Surge Current ($t < 1\text{s}$)	P_D	350			mW
Operating Junction Temperature Range	T_J	150			$^\circ\text{C}$
Storage Temperature Range	T_{STG}	-55 ~ +150			$^\circ\text{C}$

Thermal Characteristics

Parameter	Symbol	Max.	Unit
Thermal Resistance from Junction to Ambient (Note 1)	$R_{\theta JA}$	357	$^\circ\text{C/W}$

Note 1: Device mounted on FR-4 PCB with minimum recommended pad layout.

Electrical Characteristics (T _J =25°C unless otherwise noted)						
Parameter	Symbol	Test Conditions		Min.	Max.	Unit
Forward Voltage	V _F	I _F =100mA		-	1	V
		I _F =200mA			1.25	
Reverse Breakdown Voltage	V _(BR)	I _R =100μA	ABAS19	120	-	V
			ABAS20	200		
			ABAS21	250		
Reverse Current	I _R	V _R =100V	ABAS19	-	0.1	μA
		V _R =150V	ABAS20			
		V _R =200V	ABAS21			
		V _R =100V, T _j =150°C	ABAS19	-	100	μA
		V _R =150V, T _j =150°C	ABAS20			
		V _R =200V, T _j =150°C	ABAS21			
Total Capacitance	C _{tot}	V _R = 0 V, f =1MHz		-	5	pF
Reverse Recovery Time	t _{rr}	I _F = I _R = 30 mA, I _{rr} = 0.1 X I _R , R _L = 100 Ω		-	50	ns

Typical Characteristics Curves (T_J = 25°C unless otherwise noted)

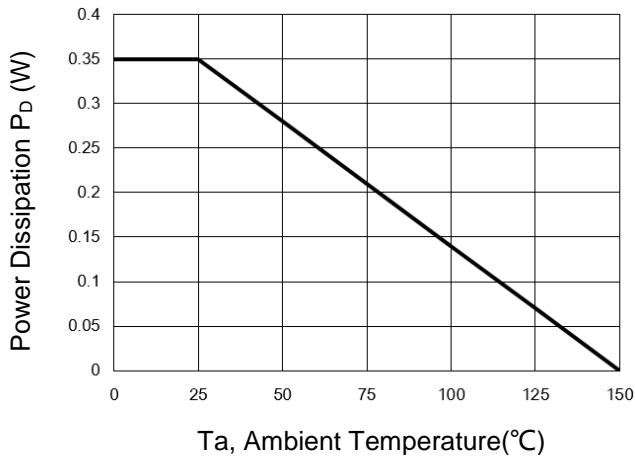


Fig 1. Power Derating Curve

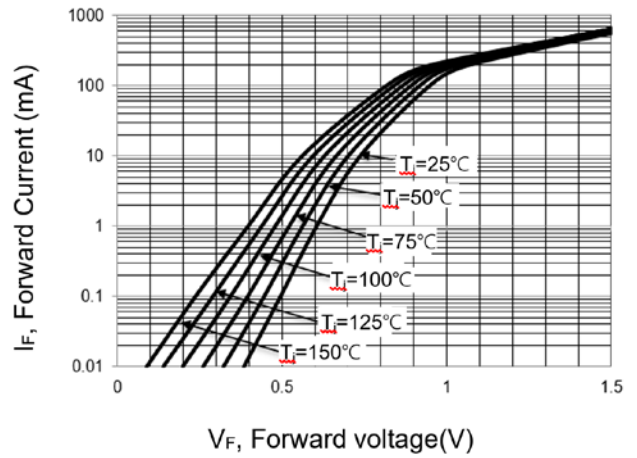


Fig 2. Forward Characteristic Curve

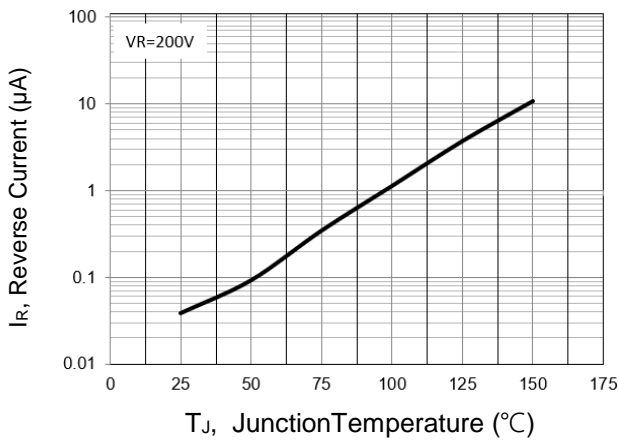


Fig 3. Reverse Characteristic Curve

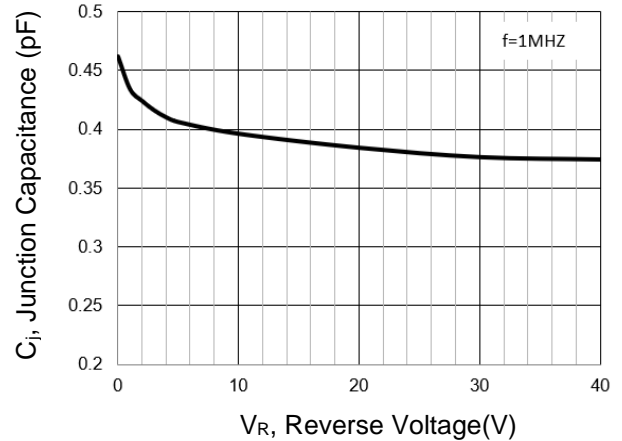
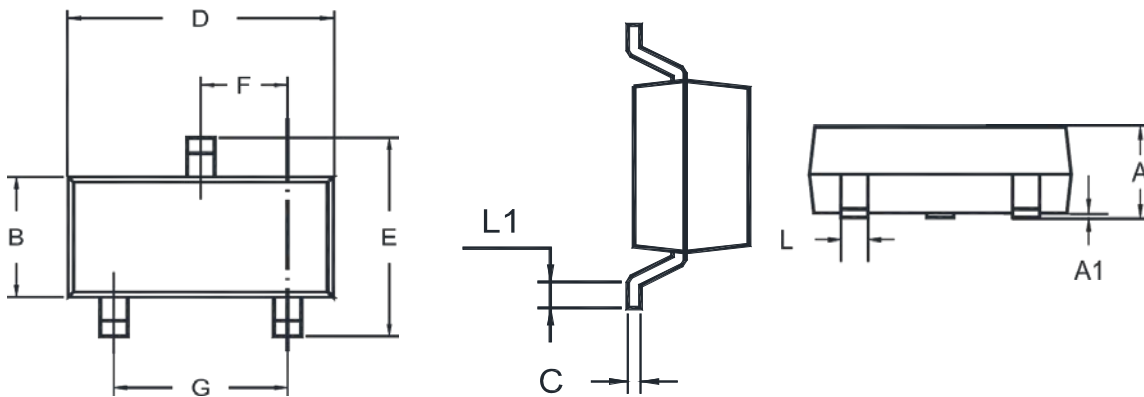


Fig 4. Junction Capacitance

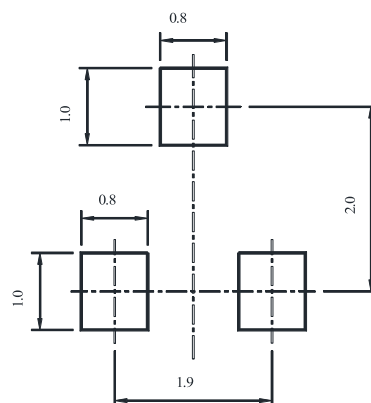
Package Outline Dimensions (Unit: millimeters)

SOT-23



Unit	A	A1	B	C	D	E	F	G	L	L1
mm	1.20	0.100	1.40	0.19	3.04	2.60	1.02	2.04	0.51	0.20
	0.89	0.013	1.20	0.08	2.80	2.20	0.89	1.78	0.37	MIN

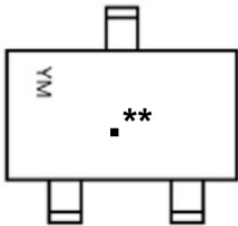
Recommended Soldering Footprint (Unit: millimeters)



Packing Information

Package	Tape Width	Pitch		Reel Size		Per Reel Packing Quantity
	mm	mm	inch	mm	inch	
SOT-23	8	4±0.1	0.157±0.004	178	7	3000

Marking Information



1. " ** " = Part No
2. " • " = Automotive
3. " Y " = Year"
4. "M " = Month

Font type: Arial

Revision History

Version	Date	Description of changes
Rev.A	2025.10.16	Primary

Disclaimers

These materials are intended as a reference to assist our customers in the selection of the Suzhou Good-Ark product best suited to the customer's application; they do not convey any license under any intellectual property rights, or any other rights, belonging to Suzhou Good-Ark Electronics Co., Ltd. or a third party.

Suzhou Good-Ark Electronics Co., Ltd. assumes no responsibility for any damage, or infringement of any third-party's rights, originating in the use of any product data, diagrams, charts, programs, algorithms, or circuit application examples contained in these materials.

All information contained in these materials, including product data, diagrams, charts, programs and algorithms represents information on products at the time of publication of these materials, and are subject to change by Suzhou Good-Ark Electronics Co., Ltd. without notice due to product improvements or other reasons. It is therefore recommended that customers contact Suzhou Good-Ark Electronics Co., Ltd. or an authorized Suzhou Good-Ark Electronics Co., Ltd. for the latest product information before purchasing a product listed herein. The information described here may contain technical inaccuracies or typographical errors. Suzhou Good-Ark Electronics Co., Ltd. assumes no responsibility for any damage, liability, or other loss rising from these inaccuracies or errors. Please also pay attention to information published by Suzhou Good-Ark Electronics Co., Ltd. by various means, including our website home page.

(<http://www.goodark.com>)

When using any or all of the information contained in these materials, including product data, diagrams, charts, programs, and algorithms, Please be sure to evaluate all information as a total system before making a final decision on the applicability of the information and products. Suzhou Good-Ark Electronics Co., Ltd. assumes no responsibility for any damage, liability or other loss resulting from the information contained herein.

The prior written approval of Suzhou Good-Ark Electronics Co., Ltd. is necessary to reprint or reproduce in whole or in part these materials.

Please contact Suzhou Good-Ark Electronics Co., Ltd. or an authorized distributor for further details on these materials or the products contained herein.